



SOP NO	SOP/HK/POOL/001/16	DEPARTMENT	Housekeeping
DATE OF ISSUE	10 April 2016	DIVISION	Rooms
LAST UPDATE	01 January 2017	APPROVED BY	General Manager
SUBJECT	Back Wash		

### STANDARD



To maintain the water in the pool clean, clear, and sparkling and hygiene, Pool Attendant should control the water by vacuuming the pool and do back wash every 3 days.

### POLICY

Pool attendant should check the sand filter control on daily basis to monitor the cleanliness of the sand filter and the alertness viewer on daily basis, here is the procedure how to do back wash



### PROCEDURE

1. Pool attendant should make sure all the circulating machine working well
2. Pool attendant should keep log the back wash schedule on the log book.
3. First switch off the power supply of the machine
4. Close the water inlet valve
5. Open the back wash valve by turning the filter valve clock wise and put at back wash position
6. Open the drainage Valve
7. Switch on the power supply approximately 5 minutes
8. Then switch of the power supply again

<b>APPROVED BY</b>		3
Department Head	General Manager	
		
Date	Date	



9. Turn back valve back wash to rinse position
10. Switch on the power supply again and see the water condition true the glass, if the water is clear indicated the back wash successful
11. Switch off the power supply
12. Reposition the main valve from back wash position to filter position
13. Close drainage valve
14. Switch on the power supply to run the filtration system

APPROVED BY		4
Department Head	General Manager	
		
Date	Date	